





Comparable Sales

1	2/22 NOBBY PARADE MIAMI QLD 4220		<div> <div> <div> <div></div> <div>4</div> </div> <div> <div></div> <div>2</div> </div> <div> <div></div> <div>2</div> </div> <div> <div></div> <div>262m²</div> </div> </div> <div> <div></div> <div>233m²</div> </div> </div>	<div>Sold</div> <div>RS \$2,330,000</div>
2	36 FIRMIN COURT MERMAID WATERS QLD 4218		<div> <div> <div> <div></div> <div>5</div> </div> <div> <div></div> <div>4</div> </div> <div> <div></div> <div>2</div> </div> <div> <div></div> <div>712m²</div> </div> </div> <div> <div></div> <div>339m²</div> </div> </div>	<div>Sold</div> <div>RS \$2,370,000</div>
3	117 BURLEIGH STREET BURLEIGH WATERS QLD 4220		<div> <div> <div> <div></div> <div>4</div> </div> <div> <div></div> <div>3</div> </div> <div> <div></div> <div>-</div> </div> <div> <div></div> <div>290m²</div> </div> </div> <div> <div></div> <div>-</div> </div> </div>	<div>Sold</div> <div>RS \$2,590,000</div>
4	14 KALLAY STREET MIAMI QLD 4220		<div> <div> <div> <div></div> <div>4</div> </div> <div> <div></div> <div>2</div> </div> <div> <div></div> <div>2</div> </div> <div> <div></div> <div>405m²</div> </div> </div> <div> <div></div> <div>207m²</div> </div> </div>	<div>Sold</div> <div>RS \$2,700,000</div>

DOM = Days on market RS = Recent sale UN = Undisclosed Sale * This data point was edited by the author of this CMA and has not been verified by Cotality